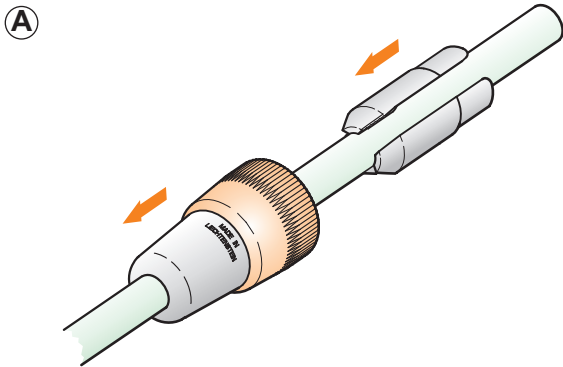




# ASSEMBLY INSTRUCTION

## NP2C-T10 | Transformer - Professional Phone Plug

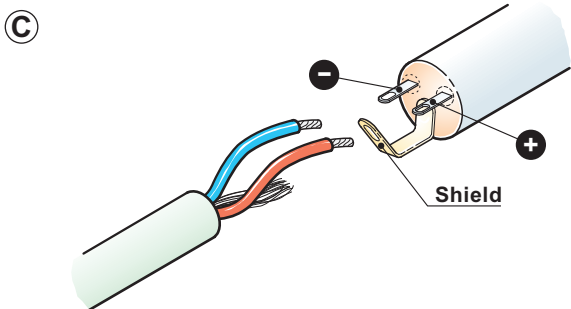
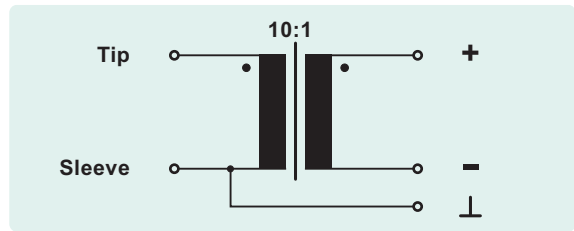


**A** Put bushing and chuck onto the cable.



**B** Prepare cable as shown.

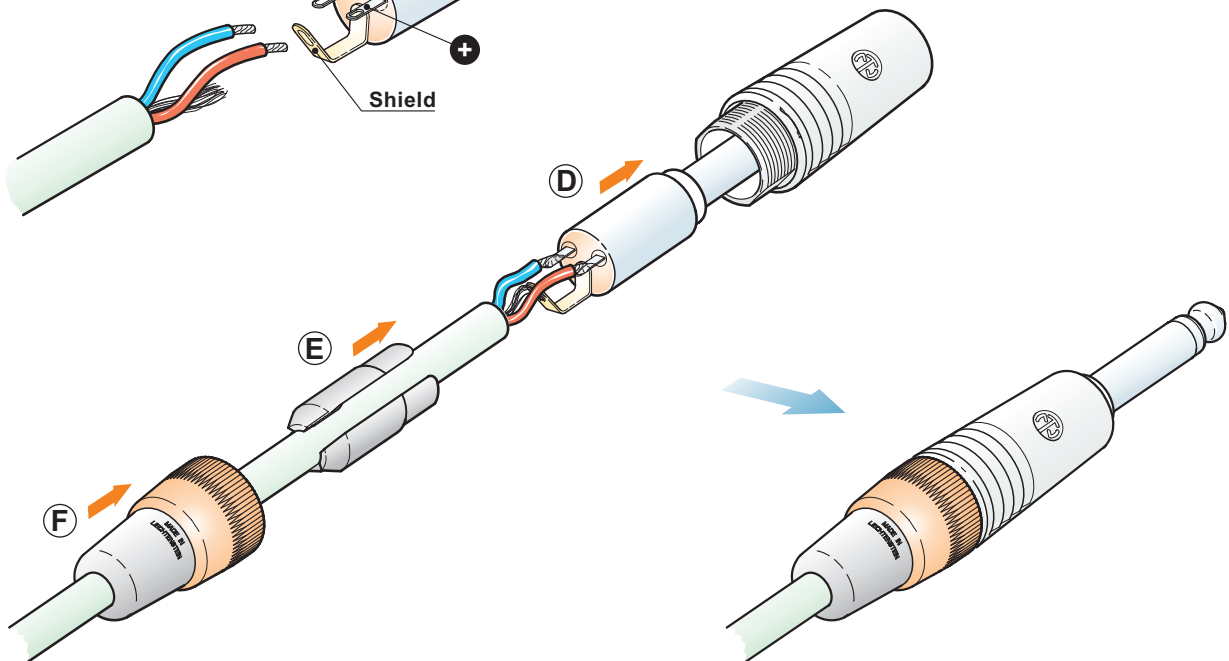
**C** Solder the wire ends to contacts of insert.



**D** Push insert into the housing.

**E** Push chuck onto the housing .

**F** Fasten the bushing.



NEUTRIK AG  
NEUTRIK Zürich AG  
NEUTRIK USA Inc.  
NEUTRIK (UK) Ltd.

LI T: +423 / 237 24 24 F: +423 / 232 53 93  
CH T: +41 44 / 736 5010 F: +41 44 / 736 5011  
USA T: +1 732 / 901 9488 F: +1 732 / 901 9608  
UK T: +44 1983 / 811 441 F: +44 1983 / 811 439

NEUTRIK Vertriebs GmbH  
NEUTRIK France  
NEUTRIK Tokyo Ltd.  
NEUTRIK Hong Kong Ltd.

DE/NL/AT T: +49 8131 / 280 890 F: +49 8131 / 280 830  
FR T: +33 1 / 4131 6750 F: +33 1 / 4131 0511  
JP T: +81 3 / 3663 4733 F: +81 3 / 3663 4796  
HK T: +852 / 2687 6055 F: +852 / 2687 6052

Draft. Nr.: BDA 116 / 3102M1191 | Update: 29.09.2009 | Data subject to change without prior notice. ©2009 NEUTRIK®. ALL RIGHTS RESERVED.

[www.neutrik.com](http://www.neutrik.com)

**NEUTRIK**